

# CMGConnect


## Defensive Driving Training



### Getting Started:

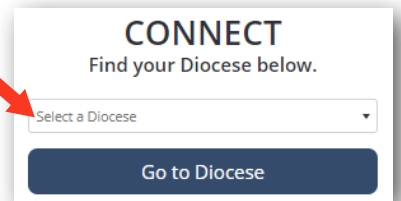
1. Go to <https://cmgconnect.org/>
2. Locate your Arch/Diocese from the "Find Your Diocese" drop-down list. Once selected, click "**Go to Diocese**" to bring you to your specific landing page.
3. Create a new account by completing all the boxes under "Register for a New Account." This includes address, primary parish, and how you participate at your parish or school. *For previous users, click "Sign In" to log in using your existing username and password.*
4. Under the Affiliation tab, select the location with which you will be a primary driver. Under the "I participate as a/an:" section, select the check-box for the most applicable category. *If you have questions about which options to select, please contact your parish/school coordinator.*
5. Your main learning dashboard will show you any Required training options that have been customized for your particular role within the Diocese. Please note that you may need to scroll down under the Optional section to locate the **Defensive Driving Curriculum** module.
6. Click **Start** for the **Defensive Driving Curriculum** option.
7. Once training is completed, you can access your completion certificate by returning to the training dashboard and clicking **Download Certificate**.



For technical assistance, contact us via the  **Support** button found in the bottom right corner of the web page.

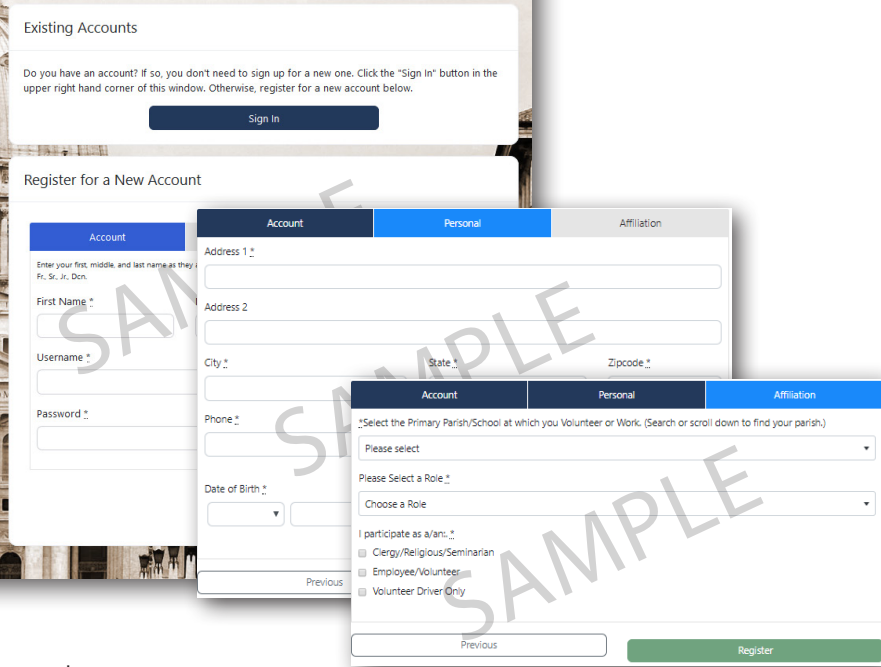
Last Updated: 04/15/2021

- Locate your Arch/Diocese from the drop-down list. Once it is selected, click **Go to Diocese** to be brought to the customized landing page. (*sample below*)



**To create a new account, complete the three pages under "Register for a New Account" This includes basic account information, personal, and affiliation details.**

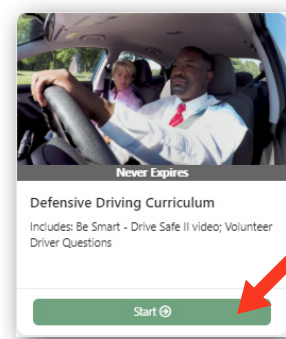
**Complete ALL required boxes then click "Register" to finish creating your new account.**



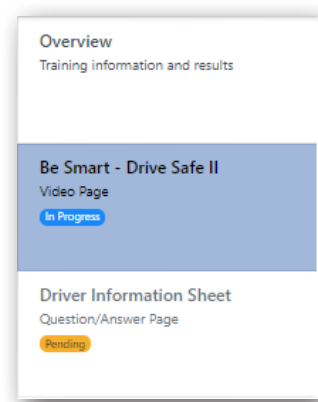
- You will progress through ALL three account creation screens before your registration is complete.

- Select your participation category.

- On your main dashboard, locate the Defensive Driving training then click **Start**.



- Watch videos all the way to the end—when the video is completely finished, the page will show as **✓** and automatically progress to the next page of training.



- When finished, click **Print Certificate** under the completed training on your

